

Stormwater Runoff Fees

WAC 2023

*Strategies
to save \$\$\$
from
running
down
the
drain*

What is a Stormwater Utility?

- Like a Water or Wastewater Utility, it's a City agency that provides a service and charges a user fee
 - Stormwater runoff flowing into City system
 - User fee implies you are using it
- If an entire airport, or portion of, falls within a municipal boundary, and that municipality has a stormwater district, you are assessed.
 - Unless you're owned by that municipality (City is Sponsor)



How are the fees calculated?

- Airport falls within boundary of an established stormwater district
- Square footage of impervious surfaces
 - Pavement
 - Buildings
 - Sometimes gravel areas
- For Commercial Users – Equivalent Runoff Unit (ERU)
- Billed monthly or quarterly (typically)

Stormwater Districts

- Approximately 120 in WI
- Villages, Towns & Cities
- Rates vary widely
 - **No caps or controls on rate increases**
- Equivalent Runoff Units (ERU) size also vary
- No one is exempt because it is not a tax, it's a utility bill
 - Certain city ordinances may contain an existing exemption (runway / taxiway)



Stormwater District Rates (2022)



WI Stormwater User Charge System Information for various Wisconsin Communities

03/08/22

Name of Community or Stormwater District	Population (2021)	Created	ERU Size (sf)	Annual \$/ERU or 1 fam home		Y/N	Credit Policy Max Amount	Website Addresses
Allouez (Village)	14,072	2004	3,333	\$90.00	N		www.villageofallouez.com	
Altoona (City)	8,244	2007		\$36.00	Y	50%	www.ci.altoona.wi.us	
Antigo (City)	8,054	2010	3,069	\$42.24	Y	50%	www.antigo-city.org	
Appleton (City)	74,752	1995	2,368	\$175.00	Y	73%	www.appleton.org	
Ashwaubenon (Village)	17,042	2012	3,316	\$50.00	Y	50%	www.Ashwaubenon.com	
Baraboo (City)	12,446	2005	2,379	\$49.24	N		www.cityofbaraboo.com	
Barron (City)	3,641	2006	10,850	\$24.00	Y	75%	www.barronwi.us	
Bayside (Village)	4,579	2009	5,269	\$244.00	N		www.bayside-wi.gov	
Beaver Dam (City)	16,594	2008	2,637	\$80.08	Y	33%	www.cityofbeaverdam.com	
Belleville (Village)	2,657	2010	2,800	\$50.04	Y	50%	www.bellevillewi.org	
Bellevue (Village)	15,922	2002	3,221	\$72.00	Y	100%	www.bellevue-wi.com	
Beloit (City)	36,567	2006	3,347	\$45.00	Y	90%	www.beloitwi.gov	
Brookfield (Town)	6,477	2003	3,681	\$81.60	Y	Undfnd	www.townofbrookfield.com	
Brown Deer (Village)	12,562	2004	3,257	\$106.08	Y	Undfnd	www.browndeerwi.org	
Butler (Village)	1,808	1999	3,032	\$94.36	Y	Undfnd	www.butlerwi.gov	
Caledonia (Village)	25,288	2013	5,230	\$65.25	Y	50%	www.caledoniawi.com	
Cambridge (Village)	1,284	2005	43,560	\$28.00	N		www.ci.cambridge.wi.us	
Chetek (City)	2,305	2006	15,246	\$27.00	Y	75%	www.chetek.net	
Chippewa Falls (City)	14,581	2005	N/A	\$41.64	Y	75%	www.ci.chippewa-falls.wi.us	
Cudahy (City)	18,197	2001	2,700	\$93.96	Y	Undfnd	www.ci.cudahy.wi.us	
De Forest (Village)	10,700	2005	2,900	\$78.00	N		www.vi.deforest.wi.us	
De Pere (City)	25,216	2005	3,861	\$82.00	Y	60%	www.de-pere.org	
Delafield (City)	7,172	2004	1,000	\$29.00	Y	Undfnd	www.cityofdelafield.com	
Denmark (Village)	2,267	2006	3,500	\$48.00	N		www.denmark-wi.org	
Durand (City)	1,784	2010	3,300	\$48.00	Y	20%	www.durand-wi.com	
Eau Claire (City)	69,030	1996	3,000	\$86.00	Y	89%	www.ci.eau-claire.wi.us	
Elm Grove (Village)	6,456	2004	6,235	\$135.62	N		www.elmgrovewi.org	
Fitchburg (City) - Rural	4,000*	2002	3,700	\$45.48	Y	50%	www.fitchburgwi.gov	
Fitchburg (City) - Urban	29,361	2002	3,700	\$74.84	Y	50%	www.fitchburgwi.gov	
Fort Atkinson (City)	12,529	2009	3,096	\$52.50	Y	50%	www.fortatkinsonwi.net	
Fox Crossing (Village)	18,907	2009	4,177	\$130.00	Y	80%	www.town-menasha.com	



WI Stormwater User Charge System Information for various Wisconsin Communities

03/08/22

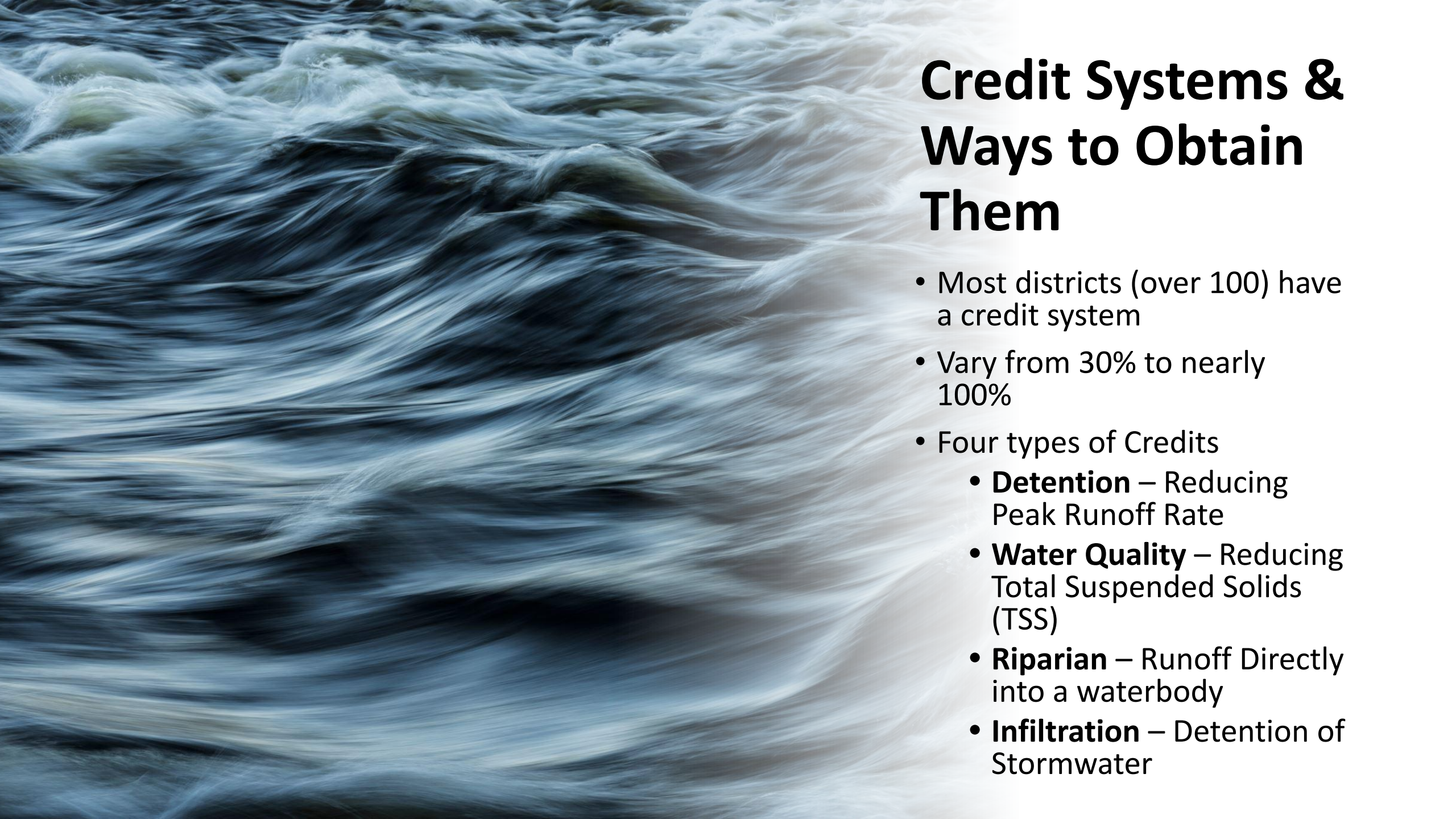
Milwaukee (City)	578,198	2006	1,610	\$67.76	Y	60%	http://city.milwaukee.gov/mpw
Monona (City)	8,560	2004	NA *	\$60.00	Y	35%	www.monona.wi.us
Monroe (City)	10,668	2007	2,728	\$60.00	Y	50%	www.cityofmonroe.org
Mount Pleasant (Village)	27,572	2007	3,000	\$55.00	N		www.mtpleasantwi.gov
Mukwonago (30 cust's)	8,255	2006	3,000	\$10.31	N		www.villageofmukwonago.com
N Fond du Lac (Village)	5,349	2007	3,232	\$56.00	Y	70%	www.nfdl.org
Neenah (City)	27,194	2003	3,138	\$84.00	Y	68%	www.ci.neenah.wi.us
Neenah (Town)	3,496*	2008	4,040	\$85.00	Y	80%	www.townofneenah.com
New Berlin (City)	40,289	2001	4,000	\$60.00	Y	Undfnd	www.newberlin.org
New Glarus (Village)	2,211	2009	3,000	\$101.16	Y	100%	www.newglarusvillage.com
New Richmond (City)	9,908	2005	13,000	\$35.28	Y	75%	www.ci.new-richmond.wi.us
Oak Creek (City)	36,266	2003	3,300	\$29.00	Y	Undfnd	www.oakcreekwi.org
Onalaska (City)	18,760	2010	3,888	\$86.44	Y	50%	www.cityofonalaska.com
Onalaska (Town)	5,882	2005	3,709	\$24.00	Y	Undfnd	www.co.la-crosse.wi.us/townofon
Oshkosh (City)	66,694	2003	2,817	\$210.60	Y	75%	www.ci.oshkosh.wi.us
Palmyra (Village)	2,018	2000	3,387	\$117.24	Y	50%	www.villageofpalmyra.com
Pewaukee (City)	15,589	2010	5,339	\$120.00	Y	40%	www.cityofpewaukee.us
Pleasant Prairie (Village)	21,193	2006	TR-55 M	\$72.00	Y	30%	www.pleasantprairieonline.com
Plymouth (City)	8,883	2019	3,850	\$30.00	Y	30%	www.plymouthgov.com
Poynette (Village)	2,604	2006	3,550	\$60.00	Y	50%	www.povnette-wi.gov
Prairie du Sac (Village)	4,380	2002	43,560	(1)	N		www.prairiedusac.net
Racine (City)	77,705	2004	2,844	\$123.77	Y	45%	www.cityofracine.org
Raymond (Town)	3,923	2008	7,000	\$25.00	Y	50%	www.raymondtownof.com
Reedsburg (City of)	9,942	2009	3,024	\$46.80	Y	50%	www.reedsburgwi.gov
Rhineland (City)	8,177	2013	3,305	\$39.00	Y	100%	http://rhinelandcityhall.org
Rice Lake (City)	8,851	2010	3,701	\$57.72	N		www.ci.rice-lake.wi.us
River Falls (City)	16,058	1998	NA *	\$37.68	Y	100%	www.rfcity.org
Rochester (Village)	3,765*	2011	4,500	\$63.20	Y	50%	www.rochstewi.us/index.asp
Salem (Town)	14,601	2008	6,352	\$60.00	Y	50%	www.townofsalem.net
Scott (Town)	3,636	2010	4,250	\$55.00	Y	50%	https://www.townofscott.com/
Shorewood Hills (Village)	2,015	2007	2,941	\$110.00	Y	Undfnd	www.shorewood-hills.org
Silver Lake (Village)	2,566	2008	3,870	\$94.00	N		www.villageofsilverlakewi.com
Slinger (Village)	5,946	2007	4,300	\$47.70	Y	50%	www.slinger-wi-usa.org
Somers (Village)	8,354	2018	5,000	\$172.92	*		https://www.somers.org/departm

Airport Financial Impact Examples

Airport (Municipality)	Annual Amount Paid (CY 2022)	\$ / ERU	ERU Size (SF)	\$ / 1k SF
JVL (Janesville)	\$121,064	81.28	3,200	25.40
OSH (Oshkosh)	\$426,575	210.60	2,817	74.76
* UES (Waukesha)	\$0	n/a	n/a	n/a
GRB (Hobart & Ashwaubenon)	\$260,548	72 & 50	4,000 & 3,316	18 & 15.08
ATW (Greenville)	\$161,815	70	4,510	15.52
** EAU (Eau Claire)	\$49,661	86	3,000	28.67
MSN (Madison)	\$318,935	93.02	1,000	93.02

* City of Waukesha does not have a stormwater district

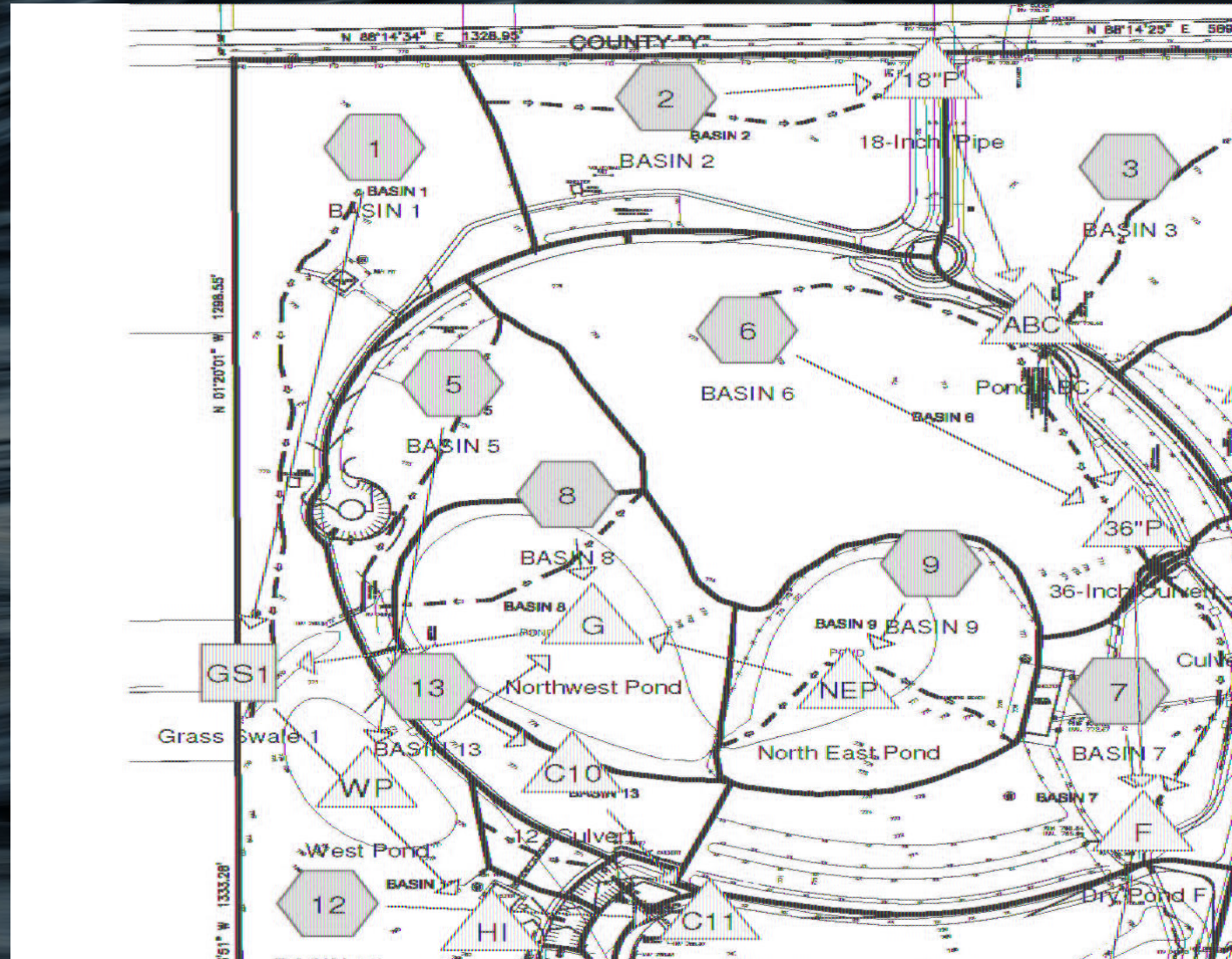
** Eau Claire city ordinance exempts runways & taxiways



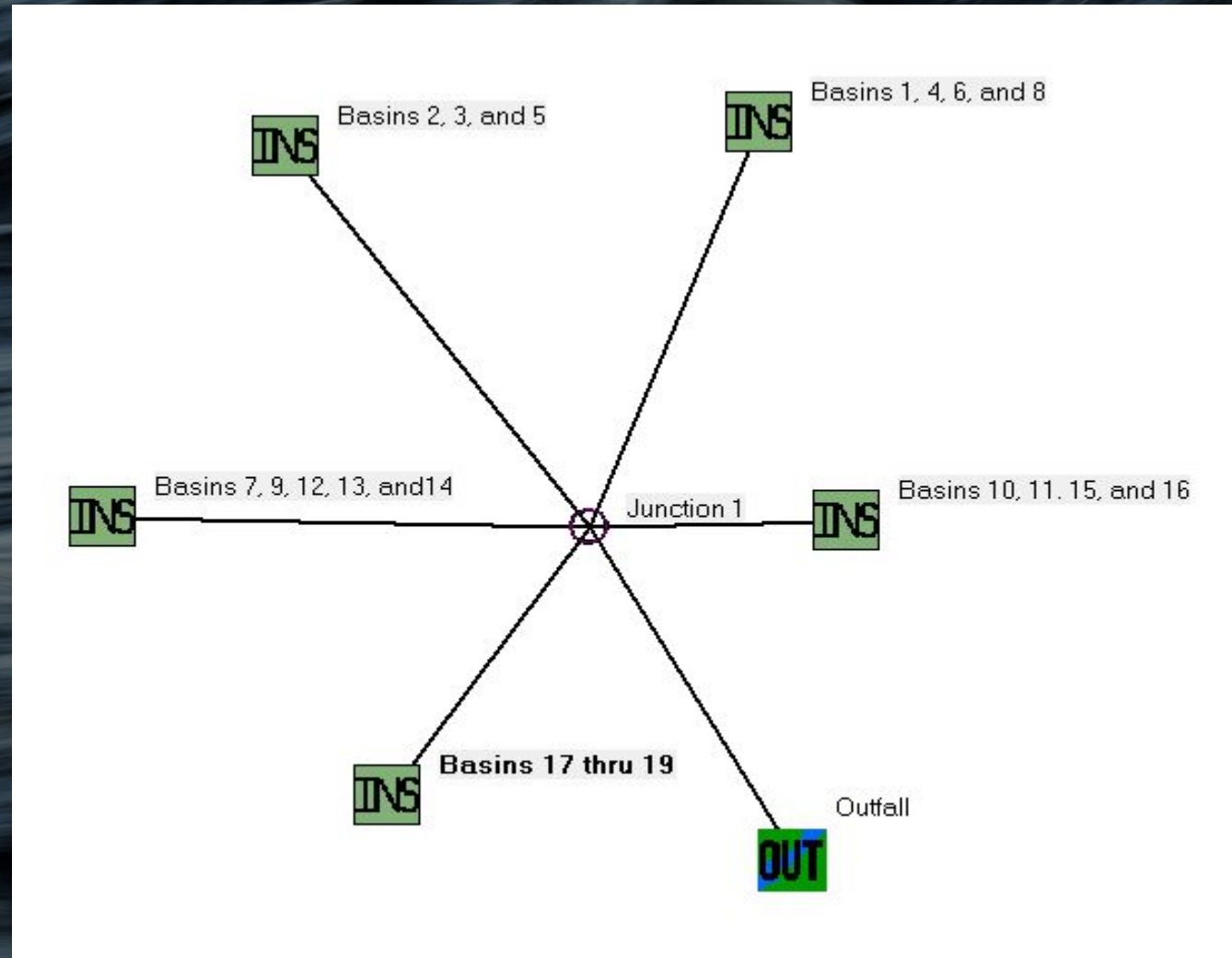
Credit Systems & Ways to Obtain Them

- Most districts (over 100) have a credit system
- Vary from 30% to nearly 100%
- Four types of Credits
 - **Detention** – Reducing Peak Runoff Rate
 - **Water Quality** – Reducing Total Suspended Solids (TSS)
 - **Riparian** – Runoff Directly into a waterbody
 - **Infiltration** – Detention of Stormwater

Modeling the Property



WinSlamm Model

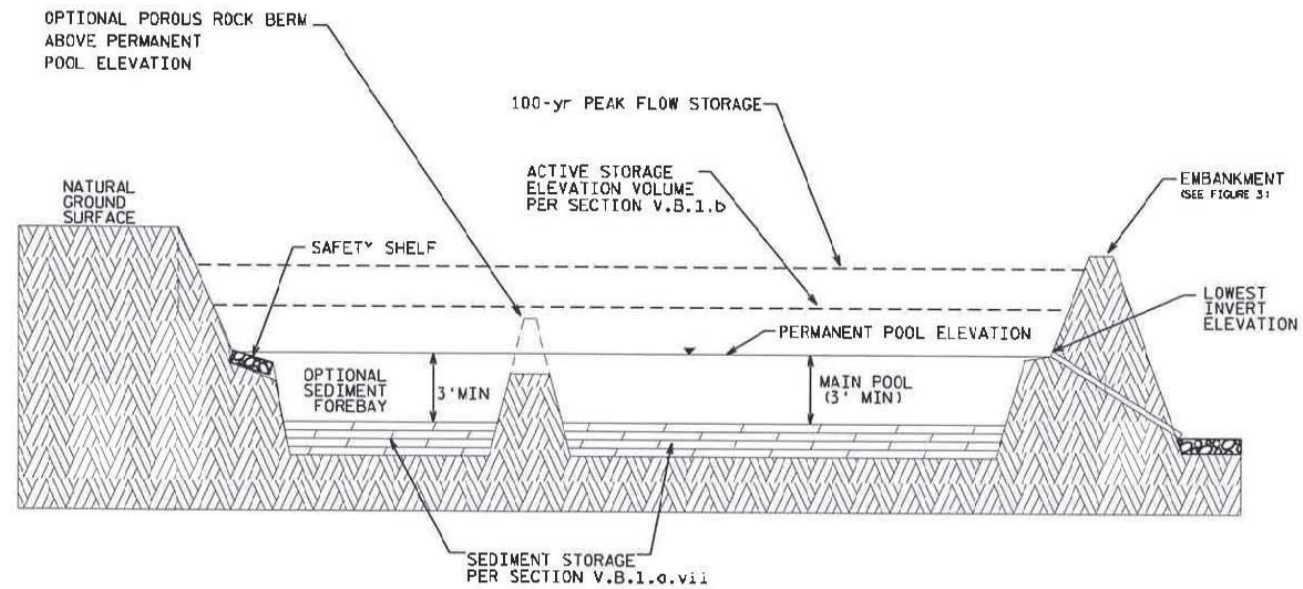


Drainage (grass) swale / detention pond



Water Quality – Reduce TSS

FIGURE 2
CONCEPTUAL WET DETENTION POND
CROSS SECTION
NOT TO SCALE



CROSS SECTION

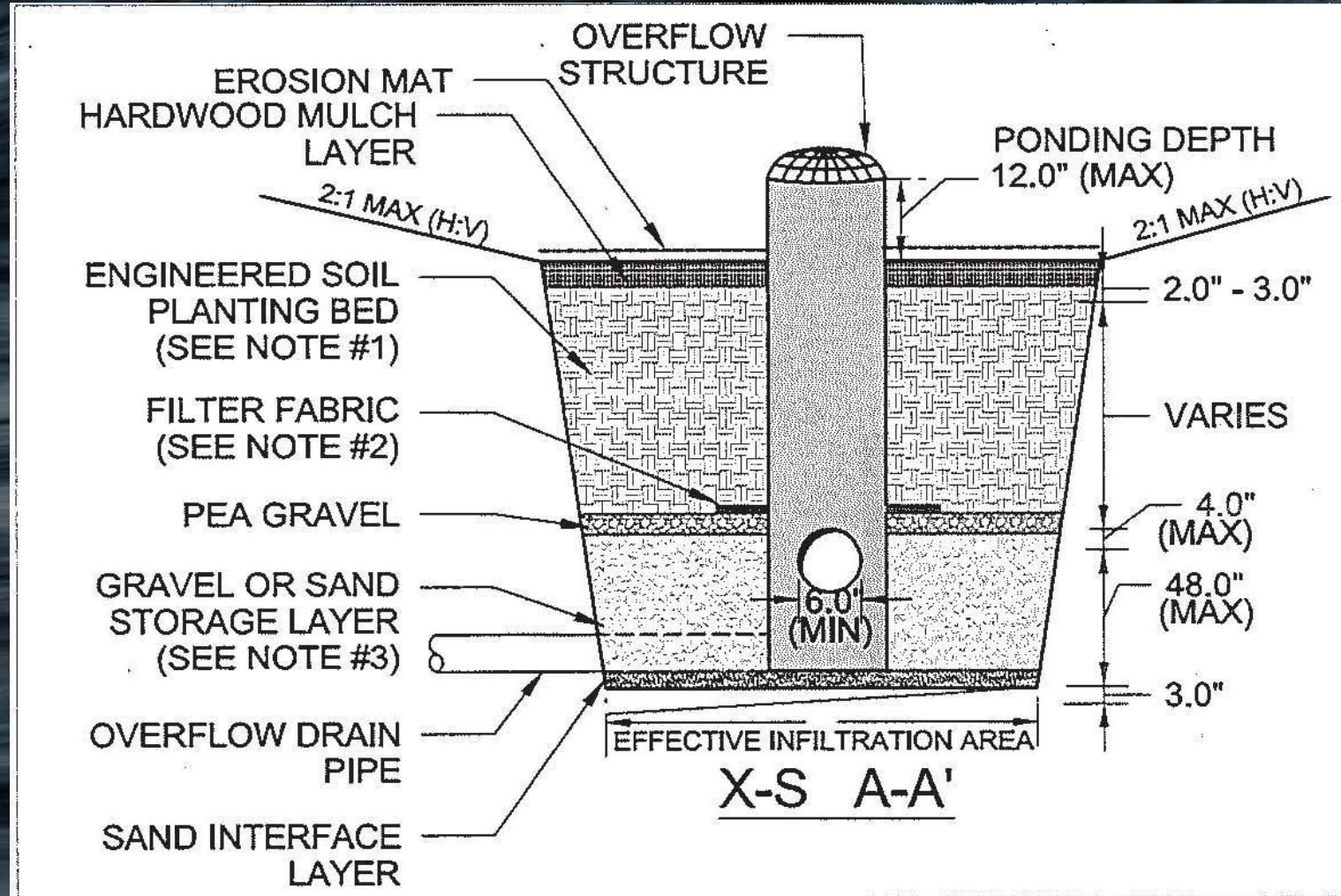
Retention Pond (w/ wildlife barrier)



Riparian (Runoff Directly into Water Body)



Infiltration



Biofilter Pond



Getting Started

- Engage an Engineer to Assist
 - Background Information – Is It Worth It?
 - Survey Work
 - Calculations and Narrative
 - Existing Infrastructure, eligible for credits now?
 - Future Improvements
 - Incorporate Stormwater Improvements with next CIP project



Questions?

Howard "Buck" Barker, PE
RVT Engineering
hbarker@rvteng.com
715-551-0013